

Specification Sheet: Melamine Locker Range

Our Melamine Locker range is a fantastic way to get a modern, quality laminate locker solution more quickly and cost-effectively than a made-to-order product. These lockers feature vent cutouts, key locks, and flush-mounted doors as standard.

Choose from Natural Oak or White finishes with black edging, multiple door layouts, and a wide range of lock options and accessories.



Product Type

Laminate Lockers - 1-4 Doors

Materials

E0 Rated MR Melamine Carcass
Laminate finish with black edging
E0 Rated MDF Doors

Dimensions

305/380W x 455D x 1850H

Warranty

3 Years

Finishes


Natural Oak or White

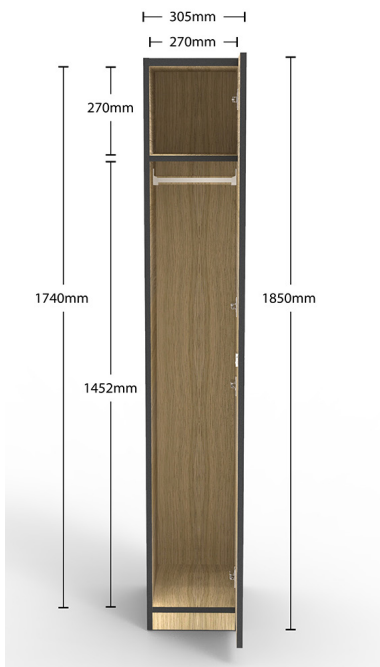
Features

Key Locking standard
Includes 2 keys per lock
Adjustable Levelling Feet
Soft Close Hinges

Options

Digital and Combo locks
Numbering
Adjustable Shelving
Hooks and Rails





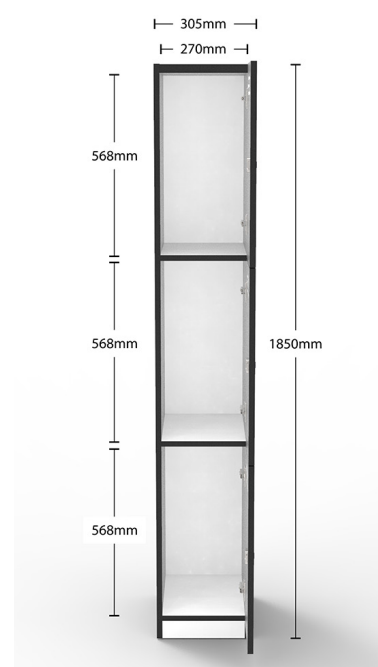
1 Door
WRML-305/1



2 Door
WRML-305-2




Step Door / Z Door
SDWRML-380-2



3 Door
WRML-305/3



4 Door
WRML-305/4



Key Lock



Digital Lock



Combination Lock