

HAVEN

burgtec.



LOUNGE
&
OTTOMAN



burgtec.com

HAVEN

burgtec.

Endless options, endless style.

The Haven Lounge is the very definition of flexibility. Its contemporary, modular design inspires businesses to create the workspaces of tomorrow, with endless combinations to cater for every work style and purpose.

Featuring lounges and ottomans in an array of sizes, the Haven Lounge can be combined and customised for a specific space or purpose.

Features

- Made in Australia
- Modular lounge system
- Available in ottoman, standard & tall back
- Available in inner curve, outer curve & straight modules
- Available in 1, 1.5, 2 and 3 seater modules
- Option to add arms
- Option to add 300mmD rear work bench
- Note: Left & Right handing is based on a front-view perspective

Finishes

- Unique 170mm high Black Foot: option to custom powdercoat
- Select from Burgtec house fabrics or fabric of your choice
- Two-tone upholstery available

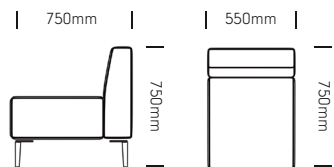


Certification | Australian Made
Designer | Burgtec Design Team

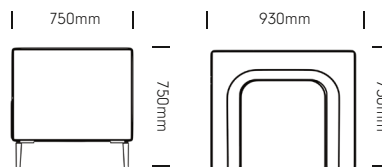
1 SEATER



NO ARMS HAV1SSB



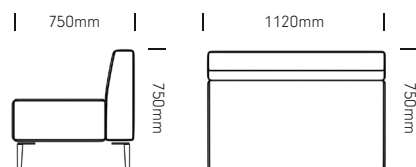
WITH ARMS HAV1SSB-ARMS



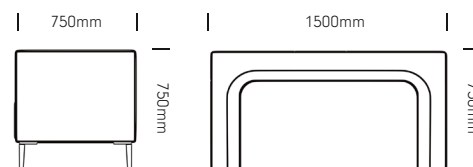
2 SEATER



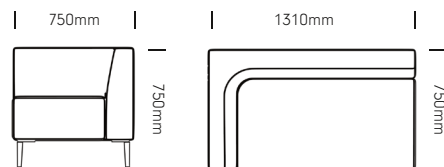
NO ARMS HAV2SSB



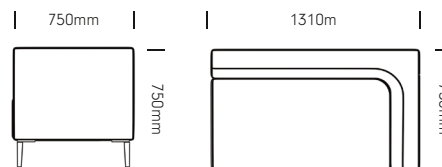
BOTH ARMS HAV2SSB-ARMS



LEFT ARM HAV2SSB-LH



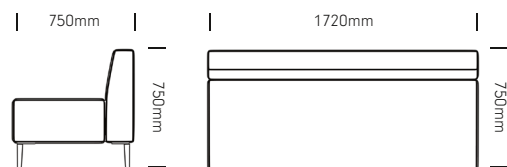
RIGHT ARM HAV2SSB-RH



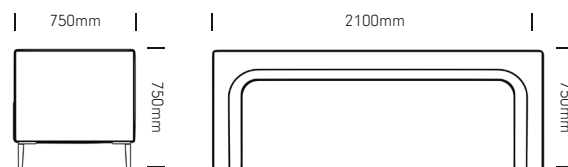
3 SEATER



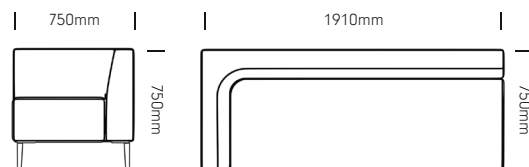
NO ARMS HAV3SSB



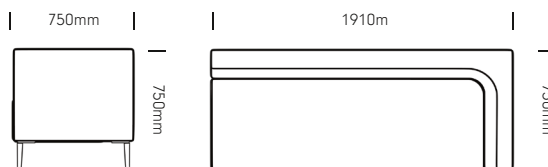
BOTH ARMS HAV3SSB-ARMS



LEFT ARM HAV3SSB-LH



RIGHT ARM HAV3SSB-RH

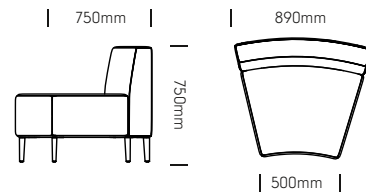
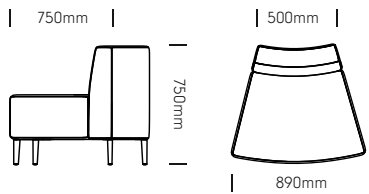


HAVEN STANDARD - CURVED

1 SEATER

INNER HAV1SSB30DEGCIB

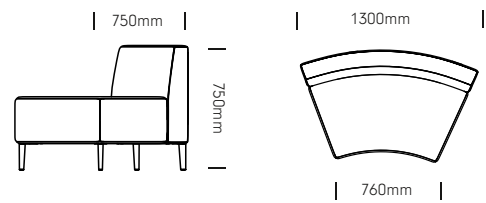
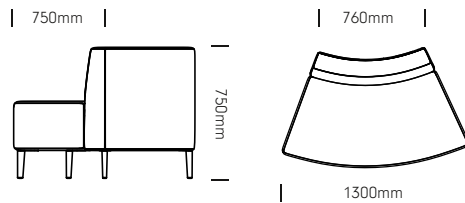
OUTER HAV1SSB30DEGCOB



1.5 SEATER

INNER HAV1.5SSB45DEGCIB

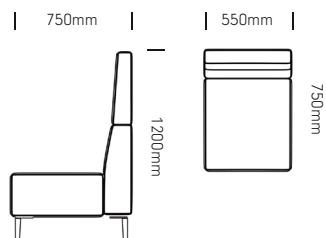
OUTER HAV1.5SSB45DEGCOB



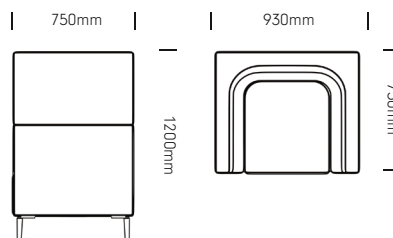
1 SEATER



NO ARMS HAV1STB



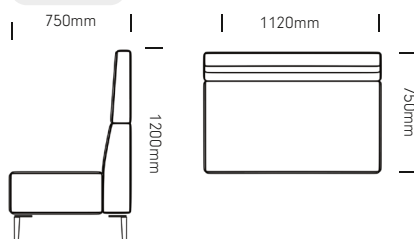
WITH ARMS HAV1STB-ARMS



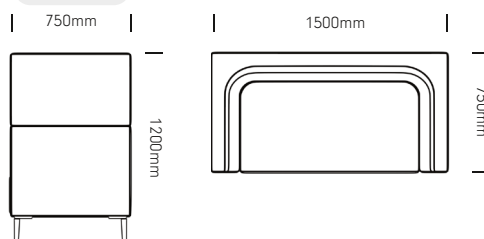
2 SEATER



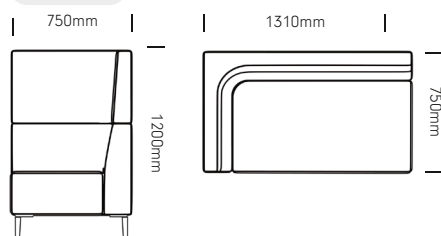
NO ARMS HAV2STB



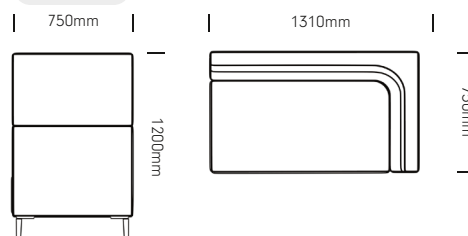
BOTH ARMS HAV2STB-ARMS



LEFT ARM HAV2STB-LH



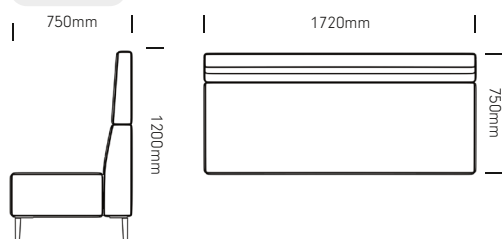
RIGHT ARM HAV2STB-RH



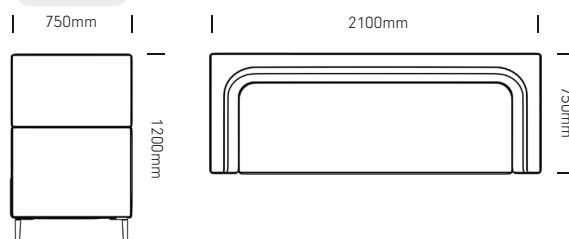
3 SEATER



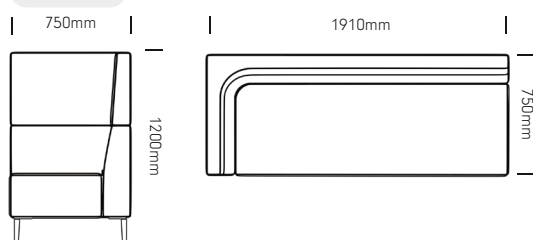
NO ARMS HAV3STB



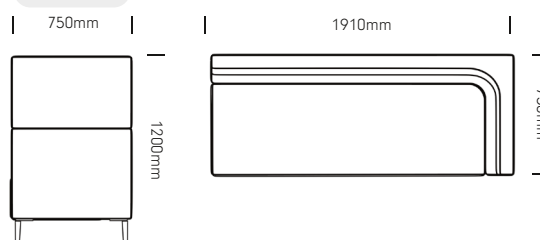
BOTH ARMS HAV3STB-ARMS



LEFT ARM HAV3STB-LH



RIGHT ARM HAV3STB-RH



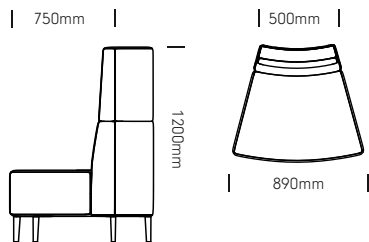
HAVEN TALL - CURVED

burgtec.

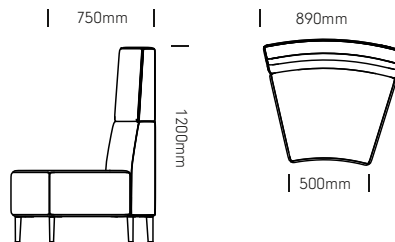
1 SEATER



INNER HAV1STB30DEGCIB



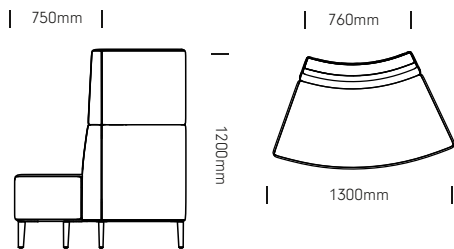
OUTER HAV1STB30DEGCOB



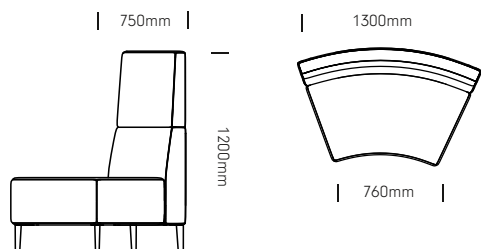
1.5 SEATER



INNER HAV1.5STB45DEGCIB



OUTER HAV1.5STB45DEGCOB



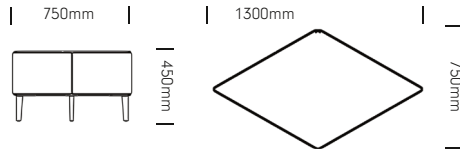
HAVEN OTTOMAN

burgtec.

DIAMOND



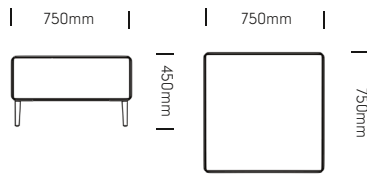
DIAMOND HAVOTT-DIA



SQUARE



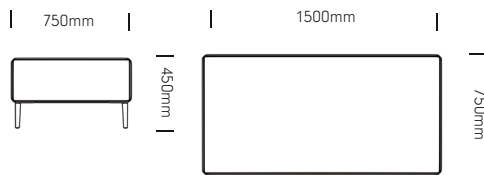
SQUARE HAVOTT-SQR



RECTANGLE



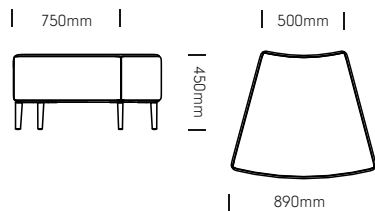
RECTANGLE HAVOTT-REC



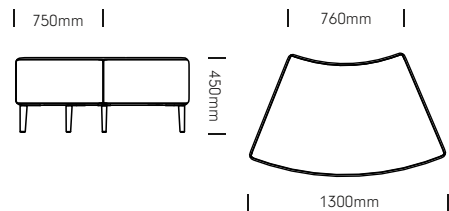
CURVED



1 SEATER HAVOTT-30DEG



1.5 SEATER HAVOTT-45DEG



Fabric

For a general clean, regular dusting and vacuuming removes any loose particles and stops dirt from entering the weave and breaking down the fibres. When necessary, the upholstery should be gently wiped with a clean cloth, dampened with warm soapy water. Immediately dry with a clean and dry non-abrasive cloth. Do not use strong or abrasive cleaning fluids or detergents, as these may affect the colour and finish of the fabric. Upholstery can be professionally dry-cleaned if required. For best care and maintenance results please follow manufacturer's instructions.

Leather

Periodically dust with a clean, dry soft cloth. Do not expose your Chairs to prolonged Sunlight or other heat sources as this may cause fading. Avoid extremes of Humidity. For Dried Soiling: Gently brush with a soft brush or gently clean with a vacuum cleaner. For Wet Soiling and deep cleaning: Gently remove the excess substance from the surface with absorbent paper. With a clean cloth soaked in a mild soap solution, gently remove the stain. Do not soak the surface, dry and buff immediately with a clean cloth. For best care and maintenance results please follow manufacturer's instructions.

Vinyl, PU & Faux Leather

Periodically dust with a clean, dry soft cloth. Do not expose your Chairs to prolonged Sunlight or other heat sources as this may cause fading. Avoid extremes of Humidity. For Dried Soiling: Gently brush with a soft brush or gently clean with a vacuum cleaner. For Wet Soiling and deep cleaning: Gently remove the excess substance from the surface with absorbent paper. With a clean cloth soaked in a mild soap solution, gently remove the stain. Do not soak the surface, dry and buff immediately with a clean cloth. For best care and maintenance results please follow manufacturer's instructions.

Chrome, Anodised, Polished or Powdercoated Metal Surfaces

Clean with a damp, soft cloth or sponge using lukewarm soapy water. Strong detergents which contain bleach, acid or have an abrasive effect (such as scouring creams) should be avoided. Sponges and scourers made from synthetic fibres or metal which may leave permanent scratches on the surfaces should also be avoided. Ensure product is dried with clean fibre-free cloth after washing.



Warranty Information

The Haven Lounge has 10 Year Warranty. Burgtec promises the original purchaser, at our option, to repair or replace any of the said product or component thereof, subject to normal commercial use, that is defective in material or workmanship for the time period offered on the product from date of purchase. To view the full warranty statement for Haven please go to burgtec.com/haven.



burgtec.

1800 287 483 | burgtec.com

Newcastle | Sydney | Perth | Brisbane | Canberra | Adelaide | Melbourne

